


32603	Deliverable D7.1	
-------	------------------	---

Project Number: **IST-2001-32603**

Project Title: **6NET**

CEC Deliverable Number: **32603/TERENA/DS/7.1/A1**

Contractual Date of Delivery to the CEC: 30 April 2002

Actual Date of Delivery to the CEC: 5 May 2002

Title of Deliverable: Report on Project Website

Work package contributing to Deliverable: WP7

Type of Deliverable*: R

Deliverable Security Class**: PU

Editors: Kevin Meynell

Contributors: Kevin Meynell

* Type: P - Prototype, R - Report, D - Demonstrator, O - Other

** Security Class: PU- Public, PP – Restricted to other programme participants (including the Commission), RE – Restricted to a group defined by the consortium (including the Commission), CO – Confidential, only for members of the consortium (including the Commission)

Abstract:

This document provides a report on the establishment and features of the 6NET website.

Table of Contents

1. Introduction 3


2. Standards 3

3. Infrastructure 3

4. Public Website 4

5. Private Area 5

6. Statistics 7

32603	Deliverable D7.1	
-------	------------------	---

1. Introduction

The objective of Work Package 7 is to disseminate and exploit the results of the 6NET project. For any IST project, and arguably for any activity these days, a website is the most effective method of disseminating information. As it is accessible to anyone with Internet access, this effectively means that information is available on a worldwide basis. For this reason, the development and maintenance of a high-quality website is one of the major activities in the 6NET project.

One of the requirements of Activity 7.1 was to establish a website within three months of the project commencing. However, as 6NET is a large IST project with high visibility, the decision was taken to establish a public website within the first month. This target was actually achieved, and the public website went live on 19 January 2002.

The establishment of a private area for project management purposes was also a requirement of Activity 7.1. The Coordinators and Work Package Leaders collectively determined what features would be required and developed a specification at their first meeting.

The design brief was to develop a web-based system that integrated document sharing facilities, mailing list archives, contacts databases and remote management. Individual logins were also necessary to allow different types of user rights to be allocated. Finally, the system needed to be extensible so that features could be added as necessary.

As there were no 'off-the-shelf' solutions that satisfied this specification, TERENA developed the project management system in-house. This was completed in February, and after user trials, went live on 12 March 2002.

The website continues to be maintained by TERENA on a daily basis. They are responsible for both content and technical management, although the hierarchical project management system means the private area requires very little intervention.

2. Standards

The website is designed to be conformant with the latest W3C standards; in particular HTML 4.x, CSS2 and PHP 4.1.x. This means the content and layout of the website should appear similar on most (if not all) modern web browsers.

However, it is recognised there are still many older web browsers in use, so the website has also been designed to be fully accessible to some of the more popular legacy browsers (e.g. Netscape 4.x). Even for other browsers (e.g. text-only Lynx), the basic content should still be readable.

No assumptions have been made about end-user equipment and the website is designed to scale to any size of screen. As a result, the website can just as easily be browsed on a PDA as on a 20-inch monitor. The 6NET project believes this is an important consideration as web clients are increasingly being integrated into devices such as televisions and telephones.

3. Infrastructure

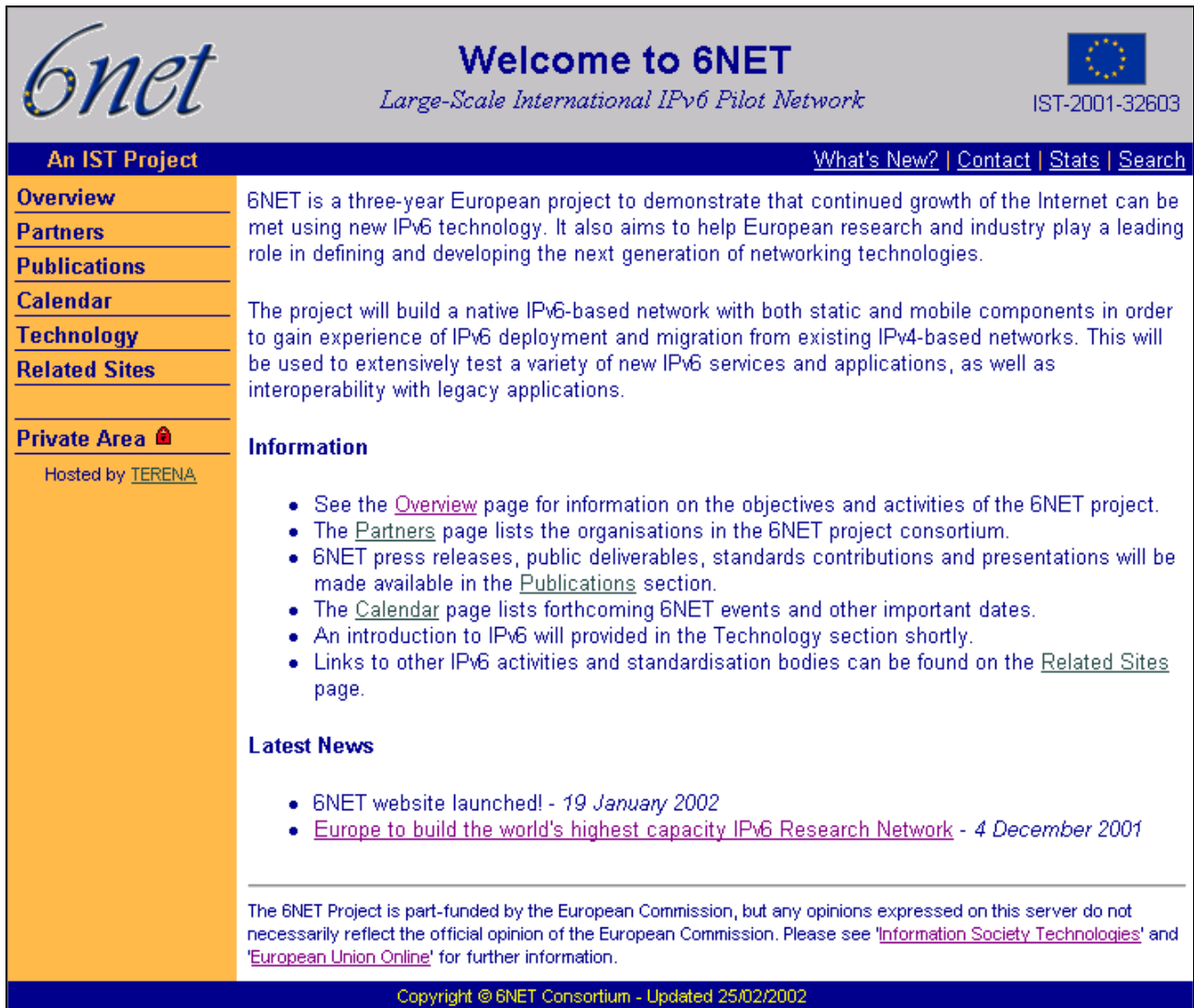
The website is currently running on a Pentium III-based server with 1 GB of RAM and 18 GB of hard disk space. This is located in a managed facility which has a 1 GB connection to SURFnet (the Dutch NREN and a 6NET partner) and thence to the wider Internet.


It is anticipated this infrastructure will be more than adequate during the lifetime of the project, but there are plans to introduce additional mirrored servers if necessary. In addition, whilst the web server is currently only accessible via regular IPv4 protocols, there are plans to make it accessible via native IPv6 once a connection can be arranged to the 6NET network.

4. Public Website

The 6NET website can be accessed at “<http://www.6net.org/>”. The homepage (see Figure 1) provides an executive summary of the project, a brief explanation of the various sections, and highlights recent developments.

Several navigation links also appear that are common to all pages. These allow users to quickly access particular sections, to contact the project, and to search the website. On all pages other than the homepage, there are links to take a user directly back to the homepage. On the homepage itself, this link is replaced by a link to a “What’s New?” page which highlights the most recently updated information.



6net  IST-2001-32603

Welcome to 6NET
Large-Scale International IPv6 Pilot Network

An IST Project [What's New?](#) | [Contact](#) | [Stats](#) | [Search](#)

Overview 6NET is a three-year European project to demonstrate that continued growth of the Internet can be met using new IPv6 technology. It also aims to help European research and industry play a leading role in defining and developing the next generation of networking technologies.


Partners

Publications

Calendar

Technology The project will build a native IPv6-based network with both static and mobile components in order to gain experience of IPv6 deployment and migration from existing IPv4-based networks. This will be used to extensively test a variety of new IPv6 services and applications, as well as interoperability with legacy applications.

Related Sites

Private Area 
Hosted by [TERENA](#)

Information

- See the [Overview](#) page for information on the objectives and activities of the 6NET project.
- The [Partners](#) page lists the organisations in the 6NET project consortium.
- 6NET press releases, public deliverables, standards contributions and presentations will be made available in the [Publications](#) section.
- The [Calendar](#) page lists forthcoming 6NET events and other important dates.
- An introduction to IPv6 will provided in the Technology section shortly.
- Links to other IPv6 activities and standardisation bodies can be found on the [Related Sites](#) page.

Latest News

- 6NET website launched! - *19 January 2002*
- [Europe to build the world's highest capacity IPv6 Research Network](#) - *4 December 2001*

The 6NET Project is part-funded by the European Commission, but any opinions expressed on this server do not necessarily reflect the official opinion of the European Commission. Please see '[Information Society Technologies](#)' and '[European Union Online](#)' for further information.

Copyright © 6NET Consortium - Updated 25/02/2002

Figure 1 – The 6NET Homepage

The major sections of the website are as follows:

Overview – This provides more comprehensive information on the objectives and activities of the 6NET project

Partners – This lists all the organisations in the 6NET project consortium, with logos and contact details.

Publications – This contains all 6NET press releases, public deliverables, standards contributions and presentations.

Calendar – This lists forthcoming 6NET events and other important dates.

Technology – This will provide an introduction to IPv6 technologies. This section is currently being developed.

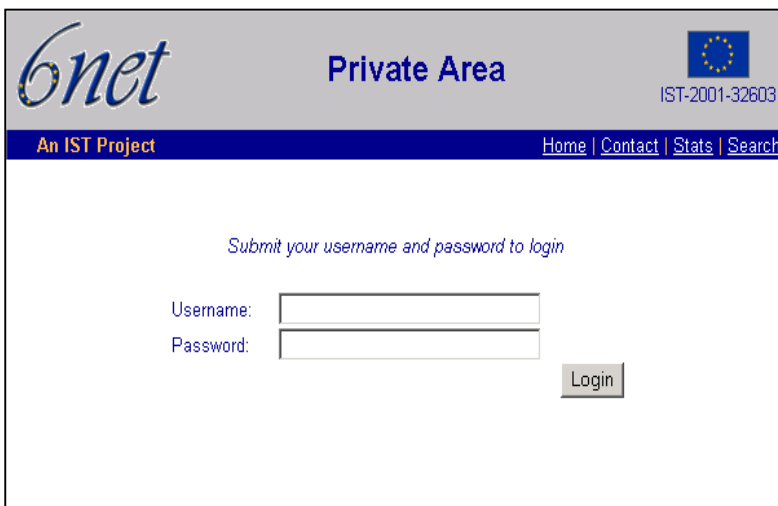
Related Sites – This provides links to IPv6 activities, standardisation bodies, the European Commission, and other projects in the IST IPv6 Cluster.

Private Area – This section is only accessible to the 6NET project partners (with an appropriate login) and contains the project management system.

5. Private Area

The Private Area of the website is only accessible to the 6NET project partners. This contains the project management system.

Each project partner is allocated a login, but these have differing user rights depending on their status within the project. For example, the Coordinating Partner (Cisco) may add, delete or modify any document in the Private Area, Work Package Leaders (e.g. DANTE) may only add, delete or modify documents within their respective work packages (e.g. WP1), whilst other partners may only add documents to certain sections. User rights may be granted and revoked as necessary by the



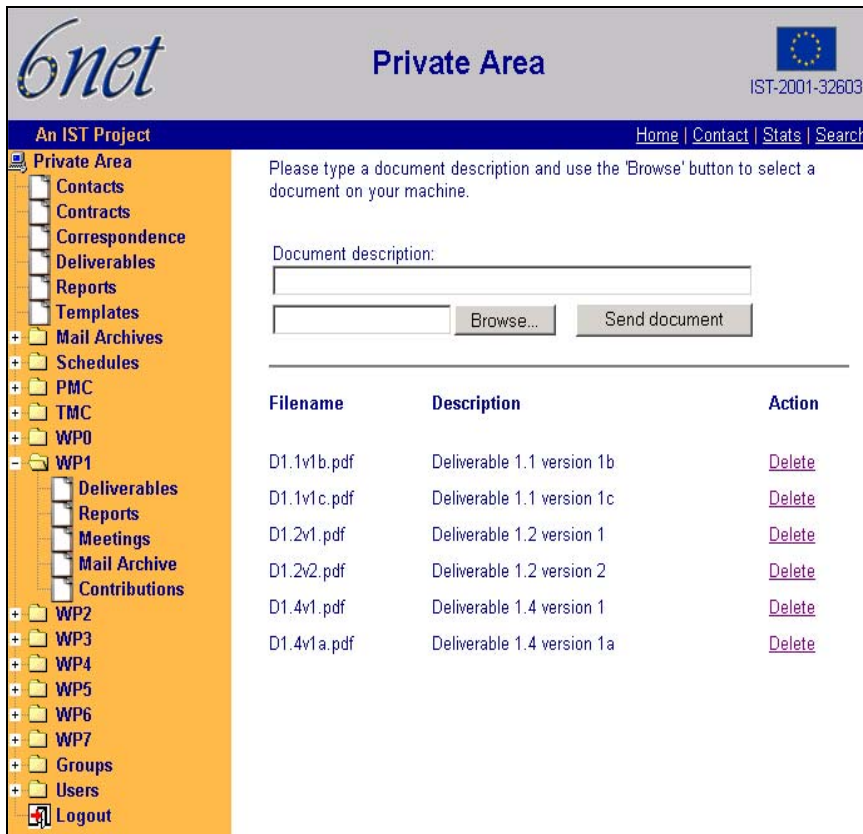
Coordinating Partner, which means the system can be adapted as the project evolves.

Users currently have to login with a username/password combination (see Figure 2), but the use of security certificates is being investigated. This would improve security and would remove the requirement for users to remember different login details for each web site they visited. This would be a similar concept to the ‘Passport’ schemes being developed by Microsoft and others.

Figure 2 – Login to 6NET Private Area

The Private Area is divided into number of sections. Some of these are common to the whole project, whilst others are specific to the Project Management Committee (PMC), Work Package Leaders (TMC), or individual Work Packages (WP1 to WP7). This arrangement allows the various activities to be easily organised within the system.

The main sections within the Private Area are:



The screenshot shows the 'Private Area' interface for IST-2001-32603. It features a navigation menu on the left with categories like 'Private Area', 'Contacts', 'Contracts', 'Correspondence', 'Deliverables', 'Reports', 'Templates', 'Mail Archives', 'Schedules', 'PMC', 'TMC', 'WP0', 'WP1', 'WP2', 'WP3', 'WP4', 'WP5', 'WP6', 'WP7', 'Groups', 'Users', and 'Logout'. The main content area is titled 'Please type a document description and use the 'Browse' button to select a document on your machine.' It includes a 'Document description:' text input field, a 'Browse...' button, and a 'Send document' button. Below this is a table listing documents:

Filename	Description	Action
D1.1v1b.pdf	Deliverable 1.1 version 1b	Delete
D1.1v1c.pdf	Deliverable 1.1 version 1c	Delete
D1.2v1.pdf	Deliverable 1.2 version 1	Delete
D1.2v2.pdf	Deliverable 1.2 version 2	Delete
D1.4v1.pdf	Deliverable 1.4 version 1	Delete
D1.4v1a.pdf	Deliverable 1.4 version 1a	Delete

Figure 3 – Document Sharing Facilities

The PMC, TMC and each Work Package have sections in which to store documents for collaborative purposes. WP1 Deliverables is shown here as an example.

Documents may be uploaded via the web interface if a user has upload permissions.



The screenshot shows the 'Project Management Committee Mail Archive Chronological Index' page. It features a navigation menu on the left with categories like 'Private Area', 'Contacts', 'Contracts', 'Correspondence', 'Deliverables', 'Reports', 'Templates', 'Mail Archives', 'PMC', 'Technical Leade', 'Reports', 'Support', 'NCC', 'Porting', 'Chat', 'WP Leaders', 'WP0', 'WP1', 'WP2', 'WP3', 'WP4', 'WP5', 'WP6', 'WP7', 'Schedules', 'PMC', and 'TMC'. The main content area is titled 'Project Management Committee Mail Archive Chronological Index' and includes a 'Thread Index' link. Below this is a list of email threads:

- [Thread Index](#)
- 12 Feb 2002
 - [New 6NET mailinglist -> PMC \(Project Management Committee\)](#) Theo De Jongh
- 15 Feb 2002
 - [6NET Consortium Agreement signature ...](#) Theo De Jongh
- 21 Feb 2002
 - [Polish proposal for joining 6NET](#) Theo De Jongh
 - [Re: Polish proposal for joining 6NET](#) Peter Kirstein
- 22 Feb 2002
 - [Re: Polish proposal for joining 6NET](#) Tim Chown
- 20 Mar 2002
 - [Next 6NET PMC meeting](#) Theo De Jongh
 - [Re: Next 6NET PMC meeting](#) Dany Vandromme
 - [Re: Next 6NET PMC meeting](#) Peter KIRSTEIN
 - [RE: Next 6NET PMC meeting](#) Law, Jerome
 - [Re: Next 6NET PMC meeting](#) Martin Potts
 - [6NET- PMC meeting in May](#) Theo De Jongh
- 21 Mar 2002
 - [RE: 6NET- PMC meeting in May](#) Wilfried Woeber, UniVie/ACOnet
- 05 Apr 2002

Figure 4 – Mailing List Archives

Every mailing list run by the project has a web archive. The PMC mailing list is shown here as an example.

The web archives are fully searchable.



Contacts

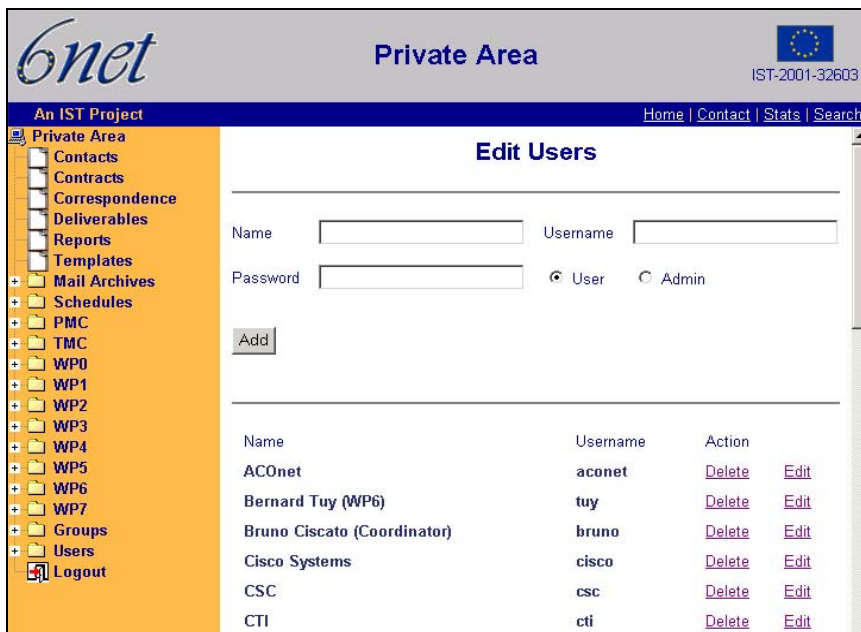
[[New Contact](#)]

Name	Organisation	
Rastl Peter	ACOnet	Details
Theo de Jongh	Cisco Systems	Details
Lindberg Klaus	CSC	Details
Christodoulakis Dimitrios	CTI	Details
David Sutherland	DANTE	Details
Davies Dai	DANTE	Details
Ullmann Klaus	DFN	Details
Pedersen Steen	DTU	Details
Baum Wolfgang	FhG	Details
Karounos Theodore	GRNET	Details
Saint-Blancat Jacques	IBM	Details
Valente Enzo	INFN-GARR	Details
Festor Olivier	INRIA	Details
Wold Terje	Invenia	Details
Martin Potts	Martel GmbH	Details
Villemoes Peter	NORDUnet	Details
Saito Yasuki	NTT	Details

Figure 5 – Contacts Database

The contact details of project participants can be found in this searchable database.

Users with edit permissions may change the details.



Edit Users

Name Username

Password User Admin

Name	Username	Action
ACOnet	aconet	Delete Edit
Bernard Tuy (WP6)	tuy	Delete Edit
Bruno Ciscato (Coordinator)	bruno	Delete Edit
Cisco Systems	cisco	Delete Edit
CSC	csc	Delete Edit
CTI	cti	Delete Edit

Figure 6 – Editing Users

Coordinators may add and delete user accounts via this web-based interface.

6. Statistics

Comprehensive usage statistics are maintained for the 6NET website. These provide information on the total number of hits, the most requested pages, and a breakdown of hits by country and user agent. They may be found on the public website at “<http://www.6net.org/stats/>”.